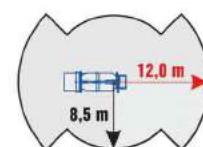
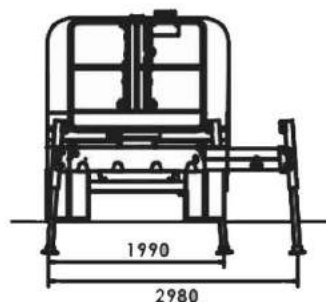
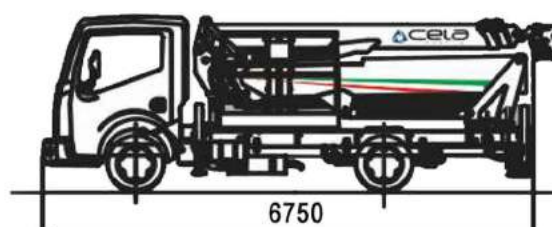
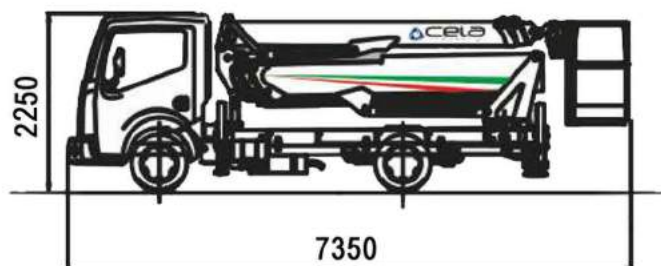
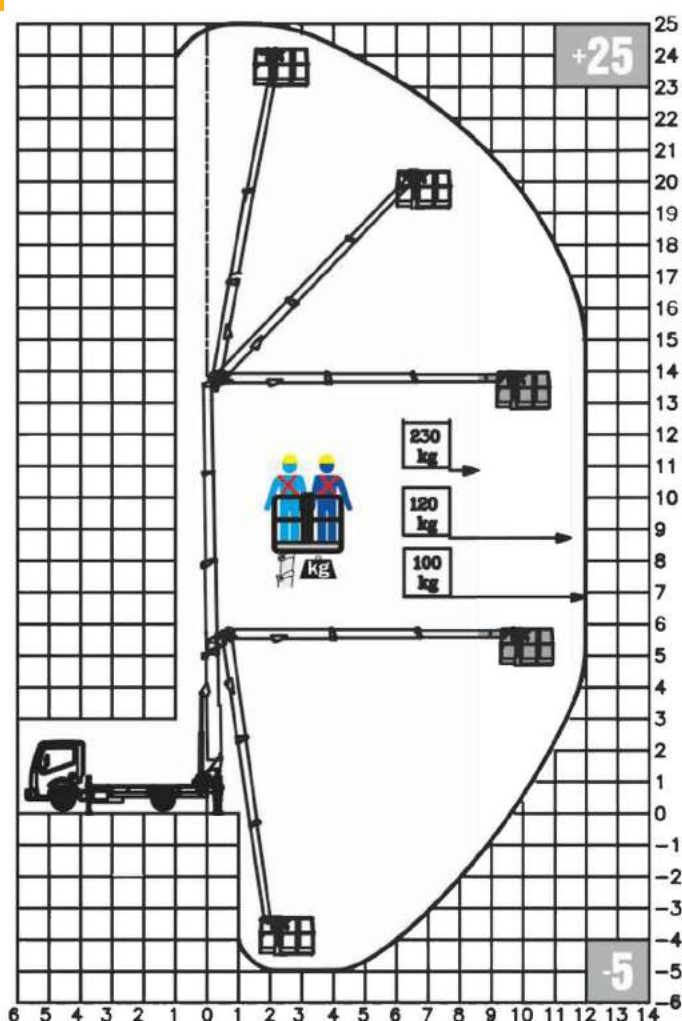


Type	CELA DT25
Werkhoogte	24.90 meter
Platformhoogte	22.90 meter
Reikwijdte	12.00 meter
Knikarmhoogte	14.00 meter
Platform afmeting	0.70 x 1.40 meter
Platform capaciteit	230 kg
Roterende werkkooi	90 + 90°
Aandrijving	Dieselmotor/P.T.O.
Eigen gewicht	3.500 kg
Scheefstandsbeveiliging	0.5°
Werkomgeving	Buiten
Stempels	Hydraulisch
Afmetingen	
Lengte	7.35 meter
Breedte	2.05 meter
Hoogte	2.25 meter
Stempel afmeting	1.99 / 2.98 meter
Wielbasis	3.75 meter

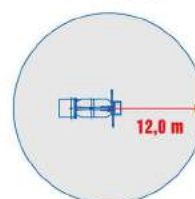


- Te besturen met B-rijbewijs

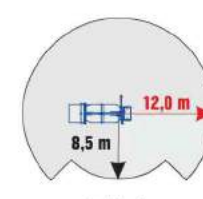
WERKDIAGRAM CELA DT25



Minimale stempeling



Dubbele stempeling



Enkele stempeling